

# 15 200m Freestyle Men Final

Official

|                 |   |                |            |                 |       |
|-----------------|---|----------------|------------|-----------------|-------|
| <b>NZR</b>      | <b>Open New Zealand Long Course Record</b>      | <b>1:47.09</b> | 2014-08-28 | Matthew Stanley | MATWK |
| <b>18yr NZR</b> | <b>18 Years New Zealand Long Course Records</b> | <b>1:48.32</b> | 2018-04-19 | Lewis Clareburt | WN    |
| <b>17yr</b>     | <b>17 Years New Zealand Long Course</b>         | <b>1:51.20</b> | 2010-06-17 | Tyron Henry     |       |

Show more

☰ Qualified   ☰ Heats   ☰ Summary

## 1 heat Final 13 years, 1 (5) Official

Started at: 04:52 PM (+ 2 min)





















| Lane | Competitor  | Age | Club              | RT    | PTS | Rank | Result                           |
|------|---|-----|-------------------|-------|-----|------|----------------------------------|
| 0    | Grayson Swanepoel   | 13  | Coast Swimmi...   | +0.72 |     | 10   | <b>2:13.76</b><br>Entry: 2:16.13 |
|      | 50m: 29.24      100m: 1:02.83 (33.59)      150m: 1:38.48 (35.65)<br>200m: 2:13.76 (35.28) |     |                   |       |     |      |                                  |
| 1    | Jack Kennett  | 13  | Levin Swimmin...  | +0.71 |     | 7    | <b>2:11.32</b><br>Entry: 2:13.60 |
|      | 50m: 29.12      100m: 1:03.18 (34.06)      150m: 1:38.34 (35.16)<br>200m: 2:11.32 (32.98) |     |                   |       |     |      |                                  |
| 2    | Tyler Lushkott  | 13  | United Swimmi...  | +0.64 |     | 5    | <b>2:10.94</b><br>Entry: 2:12.89 |
|      | 50m: 29.45      100m: 1:03.41 (33.96)      150m: 1:38.42 (35.01)<br>200m: 2:10.94 (32.52) |     |                   |       |     |      |                                  |
| 3    | Everett Williams  | 13  | Matamata Swi...   | +0.72 |     | 3    | <b>2:06.49</b><br>Entry: 2:09.43 |
|      | 50m: 28.54      100m: 1:00.80 (32.26)      150m: 1:34.23 (33.43)<br>200m: 2:06.49 (32.26) |     |                   |       |     |      |                                  |
| 4    | Liam Paulsen (V)  | 13  | Australia         | +0.73 |     | 2    | <b>2:05.32</b><br>Entry: 2:06.30 |
|      | 50m: 28.50      100m: 1:00.19 (31.69)      150m: 1:33.05 (32.86)<br>200m: 2:05.32 (32.27) |     |                   |       |     |      |                                  |
| 5    | Charlie Dickison  | 13  | Nga Tai Tuatea... | +0.63 |     | 1    | <b>2:03.64</b><br>Entry: 2:07.86 |
|      | 50m: 28.92      100m: 1:00.80 (31.88)      150m: 1:32.39 (31.59)<br>200m: 2:03.64 (31.25) |     |                   |       |     |      |                                  |
| 6    | Charles Jessen  | 13  | Kiwi West Aqu...  | +0.72 |     | 6    | <b>2:11.03</b><br>Entry: 2:11.33 |
|      | 50m: 29.47      100m: 1:02.29 (32.82)      150m: 1:36.73 (34.44)<br>200m: 2:11.03 (34.30) |     |                   |       |     |      |                                  |
| 7    | Henry Wang  | 13  | United Swimmi...  | +0.48 |     | 4    | <b>2:10.18</b><br>Entry: 2:13.34 |
|      | 50m: 29.06      100m: 1:02.04 (32.98)      150m: 1:36.48 (34.44)<br>200m: 2:10.18 (33.70) |     |                   |       |     |      |                                  |
| 8    | Jackson Rowlands  | 13  | Aquabladz NP      | +0.73 |     | 9    | <b>2:12.64</b><br>Entry: 2:14.78 |
|      | 50m: 30.21      100m: 1:04.13 (33.92)      150m: 1:38.98 (34.85)<br>200m: 2:12.64 (33.66) |     |                   |       |     |      |                                  |
| 9    | Caden Fuatimau  | 13  | Mt Wellington ... | +0.65 |     | 8    | <b>2:12.31</b><br>Entry: 2:16.27 |
|      | 50m: 29.80      100m: 1:03.50 (33.70)      150m: 1:38.40 (34.90)<br>200m: 2:12.31 (33.91) |     |                   |       |     |      |                                  |

2

## Final 14 years, 2 (5)

Official

heat Started at: 04:56 PM (+ 3 min)

| Lane | Competitor  | Age                   | Club   | RT    | PTS | Rank | Result                    |
|------|---|-----------------------|--|-------|-----|------|---------------------------|
| 0    |  Liam Curling      | 14                    |  Coast Swimmi...    | +0.67 |     | 7    | 2:07.57<br>Entry: 2:10.99 |
|      | 50m: 28.15  | 100m: 1:01.74 (33.59) | 150m: 1:37.45 (35.71)  |       |     |      | 200m: 2:07.57 (30.12)     |
| 1    |  Harry Reekie      | 14                    |  Jasi Swim Club     | +0.61 |     | 9    | 2:08.78<br>Entry: 2:09.40 |
|      | 50m: 28.56  | 100m: 1:01.23 (32.67) | 150m: 1:34.85 (33.62)  |       |     |      | 200m: 2:08.78 (33.93)     |
| 2    |  Sam Skidmore      | 14                    |  Trojans Swim ...   | +0.65 |     | 5    | 2:04.47<br>Entry: 2:06.63 |
|      | 50m: 28.10  | 100m: 59.82 (31.72)   | 150m: 1:32.67 (32.85)  |       |     |      | 200m: 2:04.47 (31.80)     |
| 3    |  Leo English       | 14                    |  Swim Rotorua       | +0.65 |     | 1    | 1:59.51<br>Entry: 2:02.88 |
|      | 50m: 27.74  | 100m: 58.25 (30.51)   | 150m: 1:29.30 (31.05)  |       |     |      | 200m: 1:59.51 (30.21)     |
| 4    |  Soeren Wells      | 14                    |  Wharenui Swi...    | +0.71 |     | 2    | 1:59.78<br>Entry: 1:59.85 |
|      | 50m: 27.64  | 100m: 58.35 (30.71)   | 150m: 1:28.76 (30.41)  |       |     |      | 200m: 1:59.78 (31.02)     |
| 5    |  Alex Sandford     | 14                    |  Coast Swimmi...    | +0.74 |     | 3    | 2:00.02<br>Entry: 2:02.20 |
|      | 50m: 28.01  | 100m: 58.74 (30.73)   | 150m: 1:28.81 (30.07)  |       |     |      | 200m: 2:00.02 (31.21)     |
| 6    |  Ari Knowles (V) | 14                    |  Australia        | +0.63 |     | 4    | 2:02.39<br>Entry: 2:03.17 |
|      | 50m: 28.70  | 100m: 1:00.05 (31.35) | 150m: 1:30.78 (30.73)  |       |     |      | 200m: 2:02.39 (31.61)     |
| 7    |  Aidan Taylor    | 14                    |  Howick Pakura... | +0.54 |     | 8    | 2:07.74<br>Entry: 2:08.76 |
|      | 50m: 28.22  | 100m: 1:00.21 (31.99) | 150m: 1:33.63 (33.42)  |       |     |      | 200m: 2:07.74 (34.11)     |
| 8    |  Donald Tian     | 14                    |  Coast Swimmi...  | +0.67 |     | 6    | 2:06.87<br>Entry: 2:10.89 |
|      | 50m: 28.11  | 100m: 59.37 (31.26)   | 150m: 1:32.96 (33.59)  |       |     |      | 200m: 2:06.87 (33.91)     |
| 9    |  Monty Stracey   | 14                    |  Wharenui Swi...  | +0.71 |     | 10   | 2:10.29<br>Entry: 2:12.85 |
|      | 50m: 29.53  | 100m: 1:02.69 (33.16) | 150m: 1:36.83 (34.14)  |       |     |      | 200m: 2:10.29 (33.46)     |

3

## Final 15 years, 3 (5)

Official

heat Started at: 05:01 PM (+ 3 min)

| Lane | Competitor  | Age                 | Club   | RT    | PTS | Rank | Result                    |
|------|---|---------------------|--|-------|-----|------|---------------------------|
| 0    |  William McFarlane | 15                  |  Neptune Swim ... | +0.69 |     | 9    | 2:04.58<br>Entry: 2:04.78 |
|      | 50m: 28.09  | 100m: 59.14 (31.05) | 150m: 1:31.91 (32.77)  |       |     |      | 200m: 2:04.58 (32.67)     |
| 1    |  Max Cave          | 15                  |  Aquabladz NP     | +0.72 |     | 6    | 2:01.07<br>Entry: 2:02.96 |
|      | 50m: 27.06  | 100m: 58.29 (31.23) | 150m: 1:29.76 (31.47)  |       |     |      | 200m: 2:01.07 (31.31)     |
| 2    |  Noa Douillard (V) | 15                  |  Dumbea New ...   | +0.74 |     | 4    | 2:00.25<br>Entry: 2:01.36 |
|      | 50m: 28.44  | 100m: 58.61 (30.17) | 150m: 1:29.95 (31.34)  |       |     |      | 200m: 2:00.25 (30.30)     |

|   |                       |                       |                       |       |    |         |                |
|---|-----------------------|-----------------------|-----------------------|-------|----|---------|----------------|
| 3 | Osbert Gu             | 15                    | Phoenix Aquatics      | +0.72 | 3  | 1:59.92 | Entry: 2:00.55 |
|   | 50m: 27.11            | 100m: 56.91 (29.80)   | 150m: 1:28.73 (31.82) |       |    |         |                |
|   | 200m: 1:59.92 (31.19) |                       |                       |       |    |         |                |
| 4 | Ariel Muchirahondo    | 15                    | Swim Rotorua          | +0.71 | 1  | 1:56.00 | Entry: 1:56.01 |
|   | 50m: 26.22            | 100m: 55.08 (28.86)   | 150m: 1:25.14 (30.06) |       |    |         |                |
|   | 200m: 1:56.00 (30.86) |                       |                       |       |    |         |                |
| 5 | Jacob Humphries       | 15                    | North Shore S...      | +0.77 | 2  | 1:58.49 | Entry: 1:59.27 |
|   | 50m: 27.06            | 100m: 57.09 (30.03)   | 150m: 1:28.20 (31.11) |       |    |         |                |
|   | 200m: 1:58.49 (30.29) |                       |                       |       |    |         |                |
| 6 | Mitchell Ellis        | 15                    | Liz van Welie A...    | +0.73 | 5  | 2:01.04 | Entry: 2:00.95 |
|   | 50m: 27.83            | 100m: 58.59 (30.76)   | 150m: 1:29.35 (30.76) |       |    |         |                |
|   | 200m: 2:01.04 (31.69) |                       |                       |       |    |         |                |
| 7 | Orlando Hardie        | 15                    | Hamilton Aquat...     | +0.61 | 7  | 2:03.24 | Entry: 2:02.67 |
|   | 50m: 26.77            | 100m: 56.83 (30.06)   | 150m: 1:29.78 (32.95) |       |    |         |                |
|   | 200m: 2:03.24 (33.46) |                       |                       |       |    |         |                |
| 8 | Damon Krauss          | 15                    | Capital Swim ...      | +0.62 | 8  | 2:03.39 | Entry: 2:03.92 |
|   | 50m: 28.43            | 100m: 59.99 (31.56)   | 150m: 1:32.03 (32.04) |       |    |         |                |
|   | 200m: 2:03.39 (31.36) |                       |                       |       |    |         |                |
| 9 | Jayden Dickison       | 15                    | Nga Tai Tuatea...     | +0.70 | 10 | 2:04.74 | Entry: 2:04.98 |
|   | 50m: 28.84            | 100m: 1:00.34 (31.50) | 150m: 1:32.78 (32.44) |       |    |         |                |
|   | 200m: 2:04.74 (31.96) |                       |                       |       |    |         |                |

| 4 heat                         |                          | Final 16 years, 4 (5) |                       |       |     | Official |         |                |
|--------------------------------|--------------------------|-----------------------|-----------------------|-------|-----|----------|---------|----------------|
| Started at: 05:05 PM (+ 3 min) |                          |                       |                       |       |     |          |         |                |
| Lane                           | Competitor               | Age                   | Club                  | RT    | PTS | Rank     | Result  |                |
| 0                              | Jackson Close            | 16                    | North Canterb...      | +0.73 |     | 7        | 2:01.53 | Entry: 2:02.76 |
|                                | 50m: 27.56               | 100m: 58.34 (30.78)   | 150m: 1:29.77 (31.43) |       |     |          |         |                |
|                                | 200m: 2:01.53 (31.76)    |                       |                       |       |     |          |         |                |
| 1                              | Jared Wood (V)           | 16                    | Australia             | +0.72 |     | 9        | 2:03.50 | Entry: 2:02.47 |
|                                | 50m: 27.85               | 100m: 59.14 (31.29)   | 150m: 1:30.81 (31.67) |       |     |          |         |                |
|                                | 200m: 2:03.50 (32.69)    |                       |                       |       |     |          |         |                |
| 2                              | Isaac Gear               | 16                    | Mt Eden Swim...       | +0.67 |     | 3        | 1:58.71 | Entry: 2:01.40 |
|                                | 50m: 26.47               | 100m: 56.50 (30.03)   | 150m: 1:27.80 (31.30) |       |     |          |         |                |
|                                | 200m: 1:58.71 (30.91)    |                       |                       |       |     |          |         |                |
| 3                              | Daniel Kregting          | 16                    | Roskill Swimmi...     | +0.63 |     | 6        | 2:01.18 | Entry: 2:00.39 |
|                                | 50m: 27.24               | 100m: 57.94 (30.70)   | 150m: 1:29.55 (31.61) |       |     |          |         |                |
|                                | 200m: 2:01.18 (31.63)    |                       |                       |       |     |          |         |                |
| 4                              | Igor Russanov            | 16                    | Parnell Swimm...      | +0.75 |     | 1        | 1:55.00 | Entry: 1:55.41 |
|                                | 50m: 25.75               | 100m: 53.88 (28.13)   | 150m: 1:23.50 (29.62) |       |     |          |         |                |
|                                | 200m: 1:55.00 (31.50)    |                       |                       |       |     |          |         |                |
| 5                              | Fraser Walker            | 16                    | United Swimmi...      | +0.81 |     | 2        | 1:56.69 | Entry: 1:58.90 |
|                                | 50m: 27.14               | 100m: 56.97 (29.83)   | 150m: 1:26.90 (29.93) |       |     |          |         |                |
|                                | 200m: 1:56.69 (29.79)    |                       |                       |       |     |          |         |                |
| 6                              | Alfie Weatherston Harvey | 16                    | Kiwi ASC              | +0.62 |     | 4        | 1:59.11 | Entry: 2:01.33 |
|                                | 50m: 27.34               | 100m: 57.73 (30.39)   | 150m: 1:28.48 (30.75) |       |     |          |         |                |
|                                | 200m: 1:59.11 (30.63)    |                       |                       |       |     |          |         |                |

|          |                                     |                       |                       |       |           |                                  |
|----------|-------------------------------------|-----------------------|-----------------------|-------|-----------|----------------------------------|
| <b>7</b> | Hunter Lloyd                        | 16                    | Raumati Swim...       | +0.55 | <b>5</b>  | <b>1:59.87</b><br>Entry: 2:01.89 |
|          | 50m: 27.39<br>200m: 1:59.87 (31.56) | 100m: 57.72 (30.33)   | 150m: 1:28.31 (30.59) |       |           |                                  |
| <b>8</b> | Ollie Robinson                      | 16                    | Tawa Swimmin...       | +0.77 | <b>8</b>  | <b>2:02.49</b><br>Entry: 2:02.68 |
|          | 50m: 28.26<br>200m: 2:02.49 (31.21) | 100m: 59.58 (31.32)   | 150m: 1:31.28 (31.70) |       |           |                                  |
| <b>9</b> | Charlie Overend                     | 16                    | Selwyn Swim ...       | +0.71 | <b>10</b> | <b>2:07.93</b><br>Entry: 2:03.20 |
|          | 50m: 28.98<br>200m: 2:07.93 (33.45) | 100m: 1:00.72 (31.74) | 150m: 1:34.48 (33.76) |       |           |                                  |

**5 heat** **Final 17-18 years, 5 (5)** Started at: 05:09 PM (+ 3 min) Official

| Lane     | Competitor                          | Age                 | Club                  | RT    | PTS | Rank      | Result                           |
|----------|-------------------------------------|---------------------|-----------------------|-------|-----|-----------|----------------------------------|
| <b>0</b> | Loann Cayuela (V)                   | 17                  | New Caledonia         | +0.61 |     | <b>8</b>  | <b>1:59.84</b><br>Entry: 2:00.00 |
|          | 50m: 27.03<br>200m: 1:59.84 (31.52) | 100m: 57.06 (30.03) | 150m: 1:28.32 (31.26) |       |     |           |                                  |
| <b>1</b> | Angus Blair                         | 18                  | Comet Swim C...       | +0.68 |     | <b>7</b>  | <b>1:57.73</b><br>Entry: 1:59.52 |
|          | 50m: 26.56<br>200m: 1:57.73 (30.73) | 100m: 56.87 (30.31) | 150m: 1:27.00 (30.13) |       |     |           |                                  |
| <b>2</b> | Blake Faleafa                       | 17                  | Coast Swimmi...       | +0.67 |     | <b>6</b>  | <b>1:56.95</b><br>Entry: 1:57.15 |
|          | 50m: 26.41<br>200m: 1:56.95 (30.09) | 100m: 56.22 (29.81) | 150m: 1:26.86 (30.64) |       |     |           |                                  |
| <b>3</b> | Finn Harland                        | 18                  | Coast Swimmi...       | +0.71 |     | <b>2</b>  | <b>1:53.06</b><br>Entry: 1:55.16 |
|          | 50m: 25.79<br>200m: 1:53.06 (29.76) | 100m: 54.74 (28.95) | 150m: 1:23.30 (28.56) |       |     |           |                                  |
| <b>4</b> | Brendan Visser                      | 18                  | Coast Swimmi...       | +0.70 |     | <b>1</b>  | <b>1:51.48</b><br>Entry: 1:54.35 |
|          | 50m: 25.84<br>200m: 1:51.48 (28.84) | 100m: 53.60 (27.76) | 150m: 1:22.64 (29.04) |       |     |           |                                  |
| <b>5</b> | Kevin Zhang                         | 17                  | Roskill Swimmi...     | +0.68 |     | <b>3</b>  | <b>1:53.51</b><br>Entry: 1:54.89 |
|          | 50m: 25.51<br>200m: 1:53.51 (30.57) | 100m: 53.82 (28.31) | 150m: 1:22.94 (29.12) |       |     |           |                                  |
| <b>6</b> | Ryan Peck                           | 18                  | United Swimmi...      | +0.64 |     | <b>4</b>  | <b>1:55.49</b><br>Entry: 1:56.38 |
|          | 50m: 25.28<br>200m: 1:55.49 (31.80) | 100m: 53.64 (28.36) | 150m: 1:23.69 (30.05) |       |     |           |                                  |
| <b>7</b> | Larn Hamblyn-Ough                   | 18                  | Coast Swimmi...       | +0.61 |     | <b>5</b>  | <b>1:55.68</b><br>Entry: 1:57.37 |
|          | 50m: 26.59<br>200m: 1:55.68 (29.68) | 100m: 55.76 (29.17) | 150m: 1:26.00 (30.24) |       |     |           |                                  |
| <b>8</b> | Brodie Roberts (V)                  | 17                  | Australia             | +0.73 |     | <b>9</b>  | <b>1:59.91</b><br>Entry: 1:59.98 |
|          | 50m: 27.44<br>200m: 1:59.91 (30.55) | 100m: 58.14 (30.70) | 150m: 1:29.36 (31.22) |       |     |           |                                  |
| <b>9</b> | Josh Carroll                        | 17                  | Kiwi West Aqu...      | +0.70 |     | <b>10</b> | <b>2:01.15</b><br>Entry: 2:00.27 |
|          | 50m: 27.44<br>200m: 2:01.15 (31.83) | 100m: 58.08 (30.64) | 150m: 1:29.32 (31.24) |       |     |           |                                  |